



Wall Mounted High-SEER 9, 12 and 15,000 BTU Systems

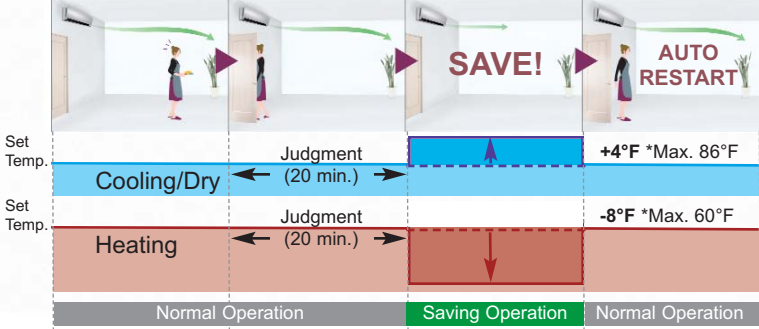
SYSTEMS 9RLS2, 12RLS2, 15RLS2

Up to 27.2 SEER
North America's Most
Efficient Mini-Splits



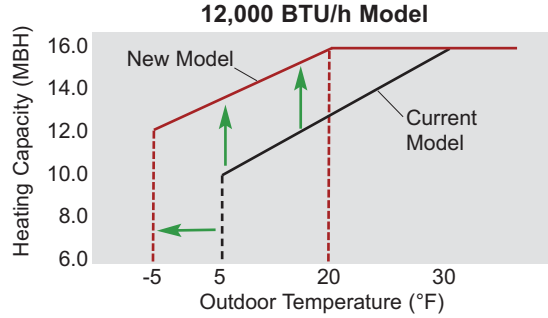
ESP Energy Saving Program

These Halcyon systems know how to save you money even when you forget. If you leave the room without turning the unit off, ESP knows that you left and 20 minutes later, set temperature is increased by 4°F when cooling and reduced by 8°F when heating. When you come back to the room, it returns to previous operating mode. This prevents wasteful operation to save energy without you having to think about it.



High Performance Heating

Heating capacity at low outdoor temperatures was improved by adopting a large heat exchanger and a high capacity compressor. Rated heating capacity is maintained up to 20°F. This new model can operate down to -5°F.



Standard Features

- Wireless Remote Control
- Sleep Timer
- Weekly Timer
- Dry Mode
- Auto Louver: Up/Down
- Auto Mode
- Quiet Mode (Indoor)
- Economy Mode
- Low Noise Mode (Outdoor)
- Energy Saving Program
- Program Timer
- Auto Restart/Reset
- Auto Changeover*
- Low Ambient Heating
- Apple Catechin Filter
- Ion Deodorizing Filter
- Minimum Heat (50°F/10°C)
- Powerful Operation Mode

Optional Accessories

- Wired Remote Controller: UTY-RNNYM
- Simple Remote Controller: UTY-RSNYM
- Communication Kit: UTY-TWBXF

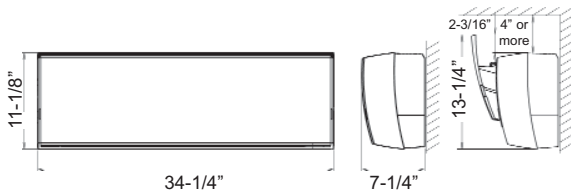
*Auto Changeover (Heating to Cooling or Vice Versa) automatically alternates between heating or cooling if the room temperature falls 4°F below the set temperature when cooling or rises 4°F above set temperature when heating. Auto changeover is not designed to provide rapid changes between heating and cooling operation or simultaneous heating and cooling.



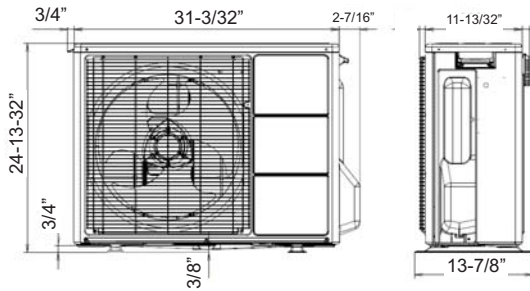
Slim & Compact

Up to 25% slimmer than the competing units.

INDOOR UNIT DIMENSIONS



OUTDOOR UNIT DIMENSIONS



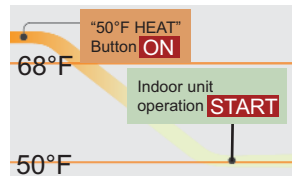
3 Mode Timer (Weekly/Program/Sleep)

Weekly timer can be easily set by wireless remote controller. ON, OFF can be set up to 4 times in one day and up to 28 times in one week. For other modes, program timer and sleep timer can also be selected by pushing a single button.



Minimum Heat Operation

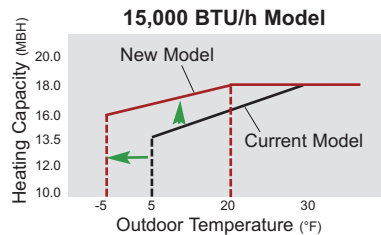
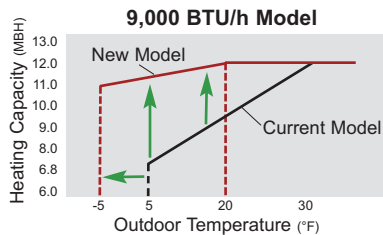
The room temperature can be set to go no lower than 50°F, thus ensuring that the room temperature does not get too cold when not occupied.



Caution: When the room temperature is higher than 50°F, minimum heat operation does not start. Operation starts and maintains the room temperature at 50°F for 48 hours when the temperature drops below 50°F. When minimum heat operation stops, the room set temperature quickly returns to the pre-set temperature.

High Performance Heating

*See front page for 12RLS2 chart



	9RLS2 Heat Pump	12RLS2 Heat Pump	15RLS2 Heat Pump
	LEARN MORE AT energystar.gov	LEARN MORE AT energystar.gov	LEARN MORE AT energystar.gov
Nominal Cooling BTU/h	9,000	12,000	14,500
Min.~Max. Cooling BTU/h	3,100~12,000	3,100~13,600	3,100~18,400
Nominal Heating BTU/h	12,000	16,000	18,000
Min.~Max. Heating BTU/h	3,100~22,000	3,100~22,100	3,100~23,900
HSPF BTU/hW	12.5	12.0	12.0
SEER BTU/hW	27.2	25.0	21.5
EER Clg/Htg	16.1/15.0	13.8/13.3	12.0/13.3
Clg. Operating Range °F(°C)	14~115 (-10~46)	14~115 (-10~46)	14~115 (-10~46)
Htg. Operating Range °F(°C)	-5~75 (-21~24)	-5~75 (-21~24)	-5~75 (-21~24)
Moisture Removal Pt./h(l/h)	2.75 (1.3)	3.8 (1.8)	4.44 (2.1)
Voltage/Frequency/Phase	208-230/60/1	208-230/60/1	208-230/60/1
Recommended Fuse Size (A)	20	20	20
Air Circ. C.F.M. (m ³ /h): Hi	500 (850)	500 (850)	530 (900)
Medium	394 (670)	394 (670)	436 (740)
Low	324 (550)	324 (550)	336 (570)
Quiet	194 (330)	194 (330)	229 (390)
Noise Level dB(A): Hi	43/43	43/43	45/45
Medium	37/38	37/38	40/40
Low	32/32	32/32	33/34
Quiet	21/21	21/21	25/27
Outdoor Fan Speed RPM Clg/Htg	780/780	870/780	870/780
Outdoor Noise Level dB(A)	48/49	49/50	51/51
Current Rated (A): Cooling	2.7	4.0	5.5
Heating	3.7	5.5	6.1
Power Use Rated (kw): Cooling	.56	.87	1.21
Heating	.80	1.20	1.35
Fan Speeds Stage	4+Auto	4+Auto	4+Auto
Air Direction: Horizontal	Manual	Manual	Manual
Vertical	Auto	Auto	Auto
Air Filter	Washable	Washable	Washable
Apple Catechin Filter	Yes	Yes	Yes
Connection Method	Flare	Flare	Flare
Combined Max. Lgth Ft (m)	66 (20)	66 (20)	66 (20)
Max. Vertical Diff. Ft (m)	49 (15)	49 (15)	49 (15)
Conn. Pipe Diameter Inch	Suc. 3/8 Dis. 1/4	Suc. 3/8 Dis. 1/4	Suc. 1/2 Dis. 1/4
Net Weight lbs. (kg)	21 (9.5) 88 (40)	21 (9.5) 88 (40)	21 (9.5) 88 (40)
Dimensions: Height Inch	11-1/8 13-1/4	24-13/32	11-1/8 13-1/4
mm	282/337*	620	282/337*
Width Inch	34-1/4	31-3/32	34-1/4
mm	870	790	870
Depth Inch	7-1/4	11-13/32	7-1/4
mm	185	290	185
Refrigerant	R410A	R410A	R410A

Indoor ASU9RLS2	Outdoor AO9RLS2	Indoor ASU12RLS2	Outdoor AO12RLS2	Indoor ASU15RLS2	Outdoor AO15RLS2
-----------------	-----------------	------------------	------------------	------------------	------------------

Note: Figures are based on 230 Volts.
*Height when front panel is open.



FUJITSU GENERAL AMERICA, INC.

353 Route 46 West • Fairfield, NJ 07004
Tel: (973) 575-0380 • Fax: (973) 836-0448
www.fujitsugeneral.com

Part #6-26-FG2039 Rev. 11/12

The Fujitsu logo is a registered trademark of Fujitsu Limited. The Halcyon logo and name is a trademark of Fujitsu General America, Inc. ENERGY STAR is a registered trademark of the EPA and DOE. Copyright 2012 Fujitsu General America, Inc.

Proper sizing and installation of equipment is critical to achieve optimal performance. Split system air conditioners and heat pumps must be matched with appropriate coil components to meet ENERGY STAR criteria. Ask your contractor for details or visit www.energystar.gov.

Fujitsu's products are subject to continuous improvements. Fujitsu reserves the right to modify product design, specifications and information without notice and without incurring any obligations.